

envirly

2024 - 2024

Greenhouse Gas Emissions Report

CloudFerro S.A.

23.03.2026



Carbon Footprint

This is the total amount of greenhouse gases (GHG) emitted directly or indirectly as a result of the organisation's activities. Knowing an organisation's carbon footprint is the starting point for taking effective pro-environmental measures.

Why?

Environmental awareness among an organisation's stakeholders provides an incentive for companies to take steps to reduce their negative impact on the environment. To comply with regulation and remain competitive, companies are estimating their carbon footprint.

How?

The carbon footprint is captured in three scopes according to international standards and standards, such as the Carbon Footprint Protocol (GHG Protocol).

Methodology

Greenhouse Gas Protocol

The GHG Protocol is currently the most widely used for estimating and tracking greenhouse gas emissions. The carbon footprint has been calculated according to the GHG Protocol into three scopes: Scope 1 (direct emissions), Scope 2 (indirect electricity-related emissions), and Scope 3 (value chain-related emissions).



envirly

CO₂

SF₆

CH₄

N₂O

HFCs

PCFs

NF₃

SCOPE 3
UPSTREAM SOURCES



SCOPE 2
INDIRECT SOURCES



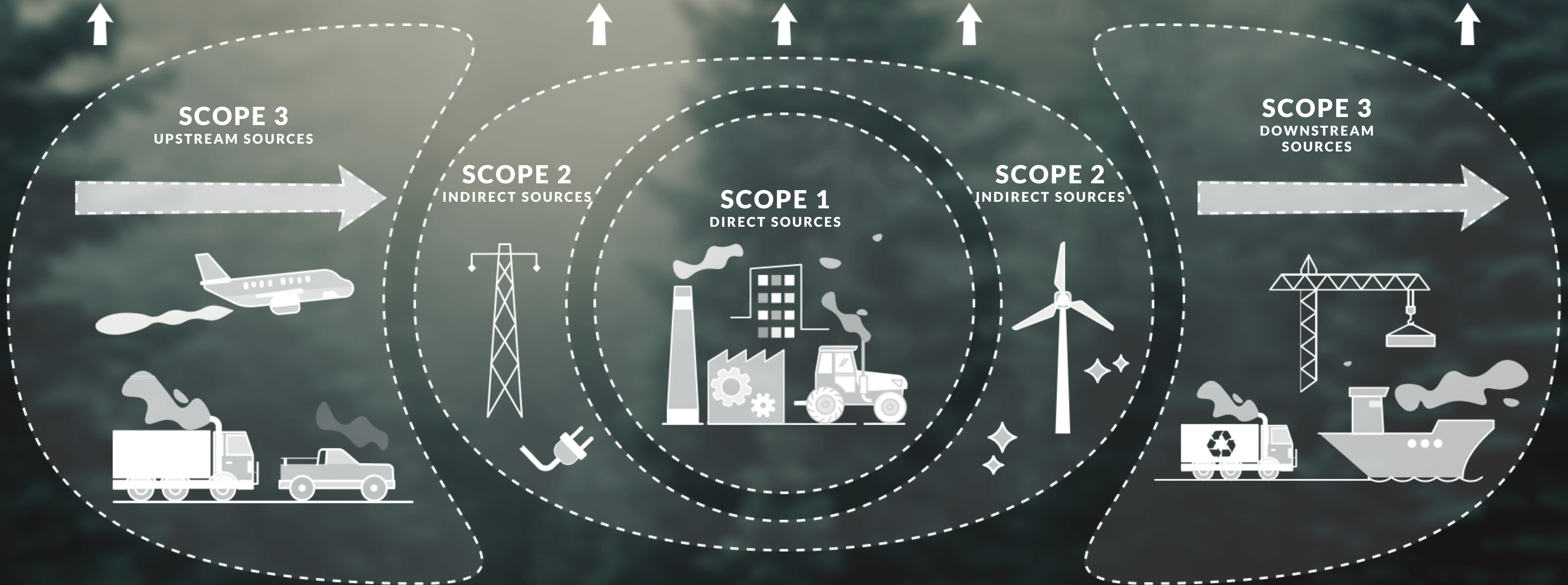
SCOPE 1
DIRECT SOURCES



SCOPE 2
INDIRECT SOURCES



SCOPE 3
DOWNSTREAM SOURCES





Scope 1

These are direct greenhouse gas emissions resulting from the combustion of fuels from machines and processes controlled or supervised by the company. Scope 1 covers emissions from stationary (e.g. boilers), mobile combustions, (e.g. car fleet), fugitives, and emissions via certain processes (e.g. in industry).



Scope 2

There are indirect GHG emissions, which are generated mainly from purchased electricity, steam, heat and cooling within the organisational boundaries of a company.



Scope 3

These are indirect emissions covering the environmental of the reporting organisation, which are not directly controlled by the organisation. Scope 3 includes, emissions from the supply chain, the purchase of goods, employees commuting and business trips, or waste management.

envirly

Greenhouse Gas Emission of Your Organisation



Main metrics

Total emission

11602.4

t CO2eq

Emission per employee*

50.2

t CO2eq

Emission per income**

- -

t CO2eq/PLN

Energy consumption

12650.4

MWh

Scope 1

20.5

t CO2eq

Scope 2 - Market Based method

75.3

t CO2eq

Scope 2 - Location Based Method

8483.6

t CO2eq

Scope 3

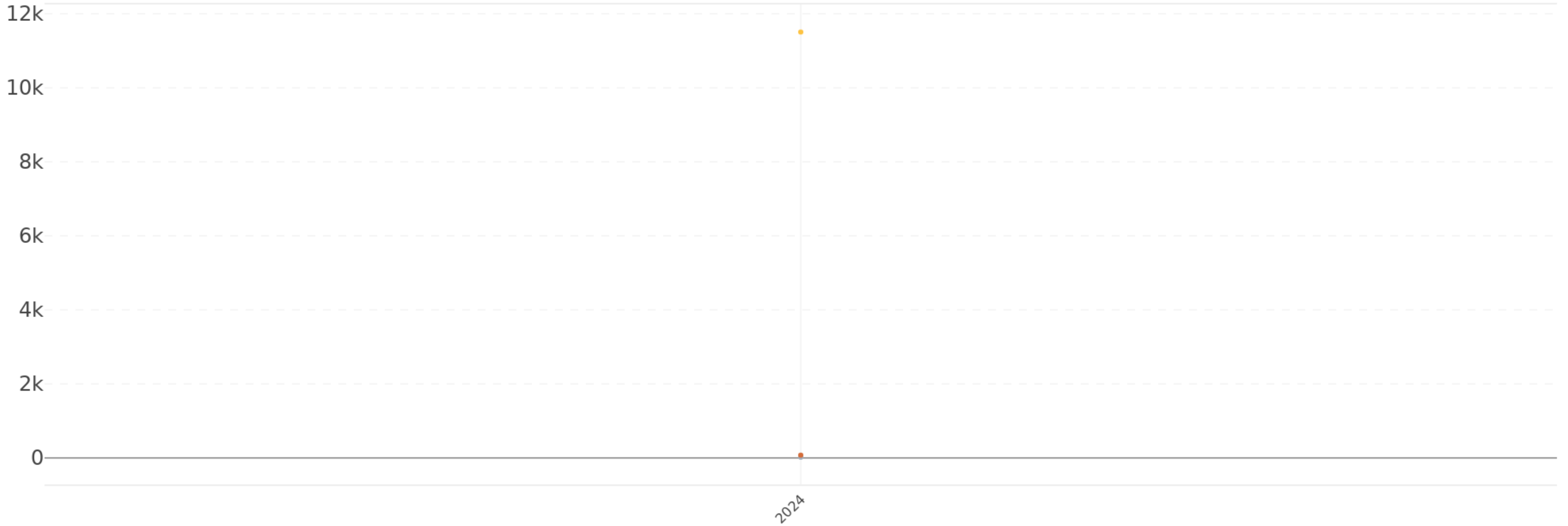
11506.5

t CO2eq

*These statistics will be available if you provide information about your company's number of employees

**These metrics will be available if you provide information about your company's income

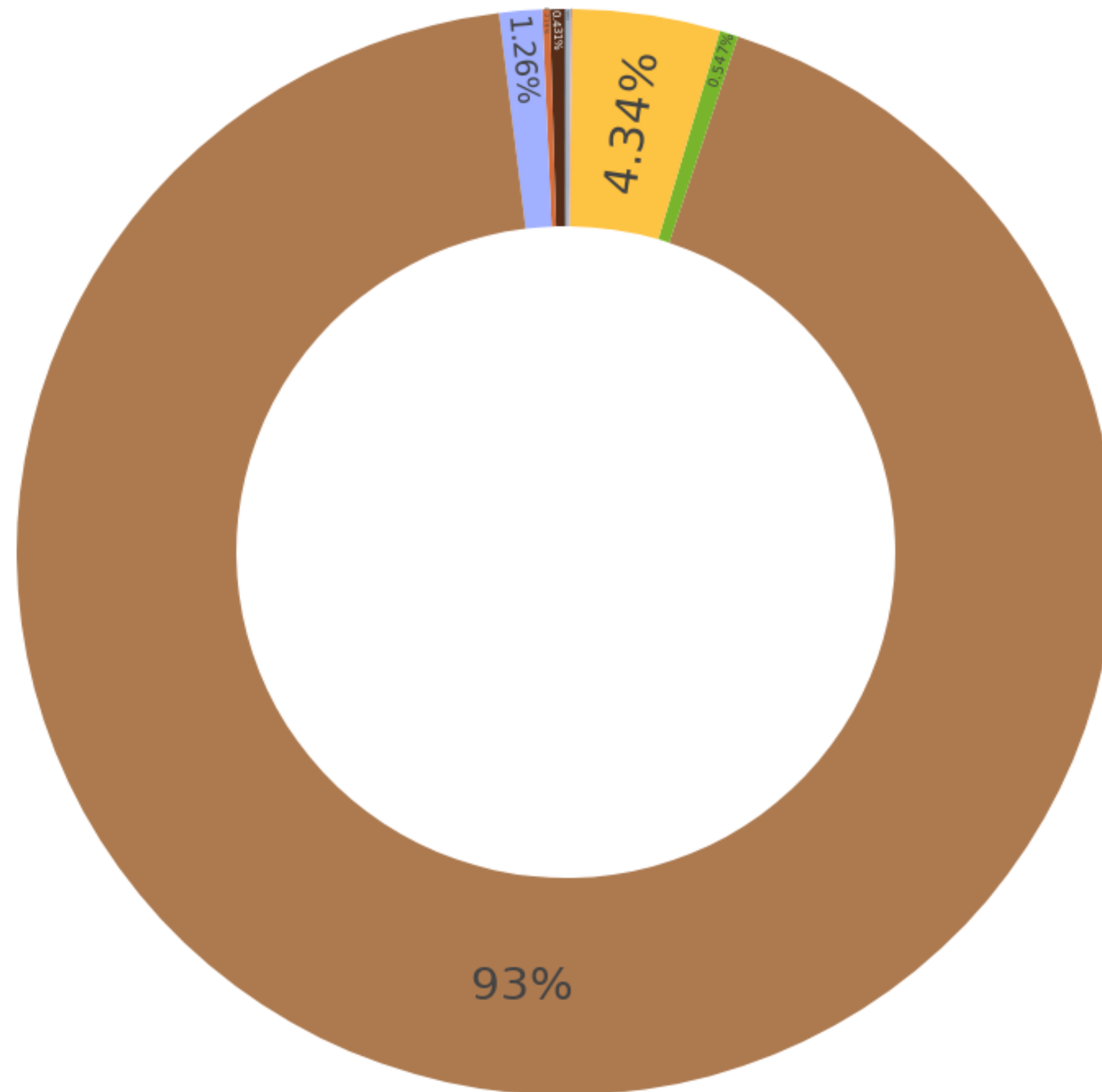
Carbon Footprint [t CO₂eq]



Carbon Footprint [t CO₂eq]

Reporting period	Scope 1	Scope 2	Scope 3	Total
2024	20.500	75.328	11506.534	11602.362

Total Emissions by Scope [%]



- Scope 1: Mobile combustion
- Scope 1: Stationary combustion
- Scope 2: Cooling
- Scope 2: Electricity
- Scope 2: Heat
- Scope 3: Business travel
- Scope 3: Capital goods
- Scope 3: Employee commuting
- Scope 3: Purchased goods and services
- Scope 3: Waste generated in operations

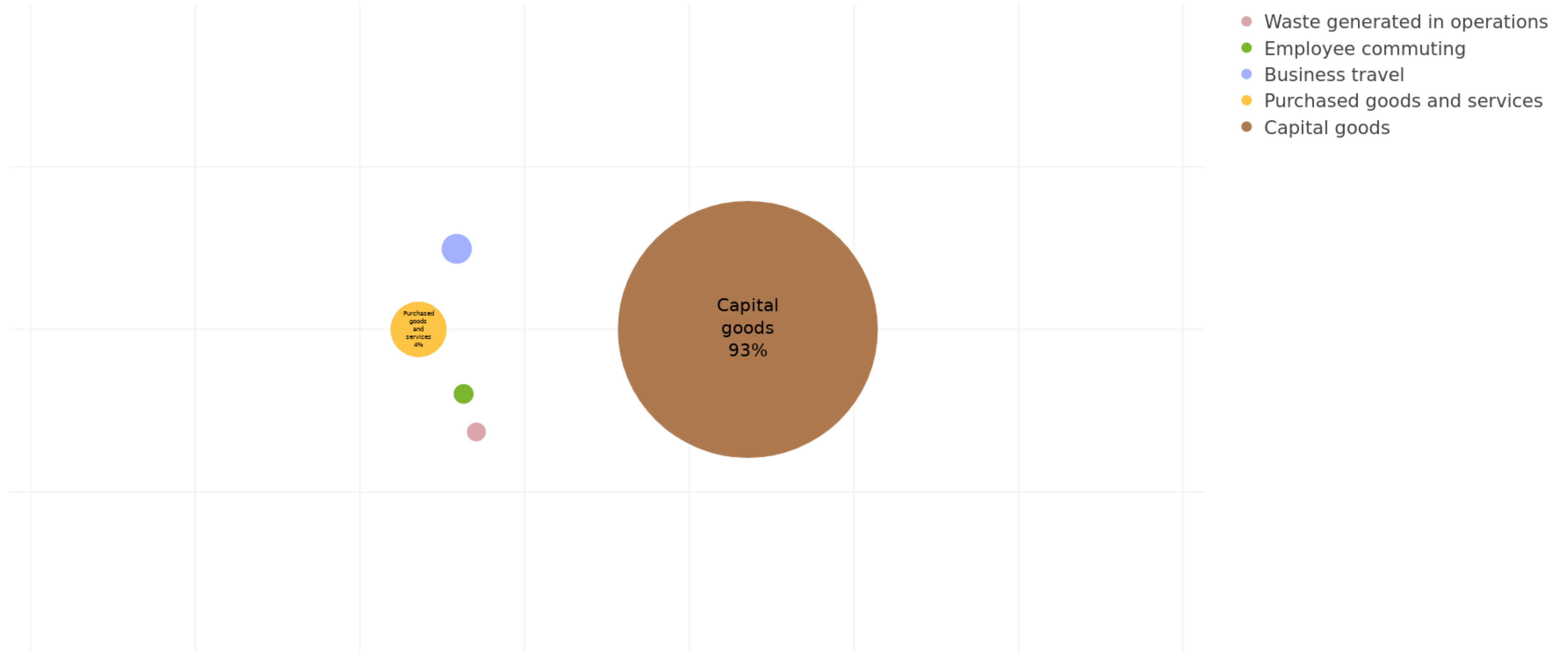
Total Emissions by Scope

zakres	Emission [%]	Emission [t CO2eq]
Scope 1: Fugitive emissions	0.000	0.000
Scope 1: Mobile combustion	0.140	16.245
Scope 1: Process emissions	0.000	0.000
Scope 1: Stationary combustion	0.037	4.255
Scope 2: Cooling	0.000	0.000
Scope 2: Electricity	0.431	49.975
Scope 2: Heat	0.219	25.353
Scope 2: Steam	0.000	0.000
Scope 3: Business travel	1.259	146.087
Scope 3: Capital goods	92.976	10787.458
Scope 3: Downstream leased assets	0.000	0.000
Scope 3: Downstream transportation and distribution	0.000	0.000

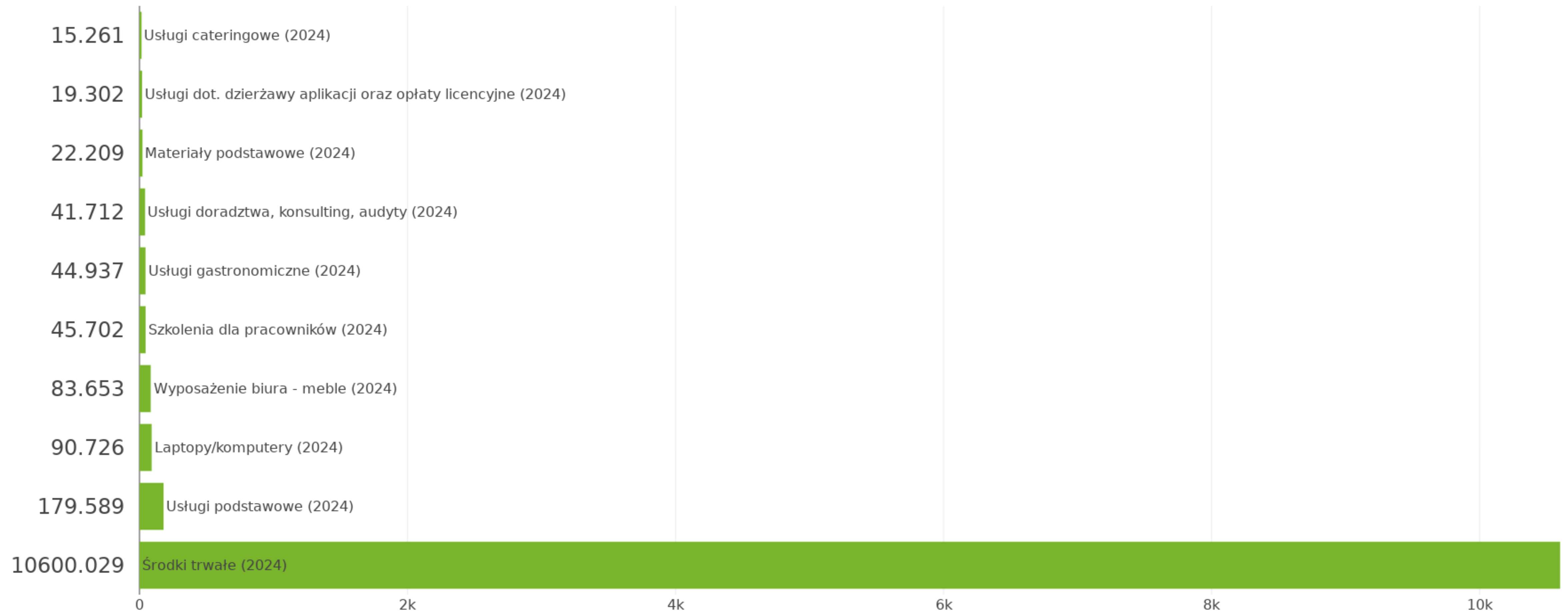
Total Emissions by Scope

zakres	Emission [%]	Emission [t CO2eq]
Scope 3: Employee commuting	0.547	63.457
Scope 3: End of life treatment of sold products	0.000	0.000
Scope 3: Franchises	0.000	0.000
Scope 3: Investments	0.000	0.000
Scope 3: Other Fuel and Energy	0.000	0.000
Scope 3: Processing of sold products	0.000	0.000
Scope 3: Purchased goods and services	4.339	503.466
Scope 3: Upstream leased assets	0.000	0.000
Scope 3: Upstream transportation and distribution	0.000	0.000
Scope 3: Use of sold products	0.000	0.000
Scope 3: Waste generated in operations	0.052	6.065

Emission Ranking - Scope 3 [%]



Scope 3: Goods, services and capital goods



Employee emissions

2024 - 2024

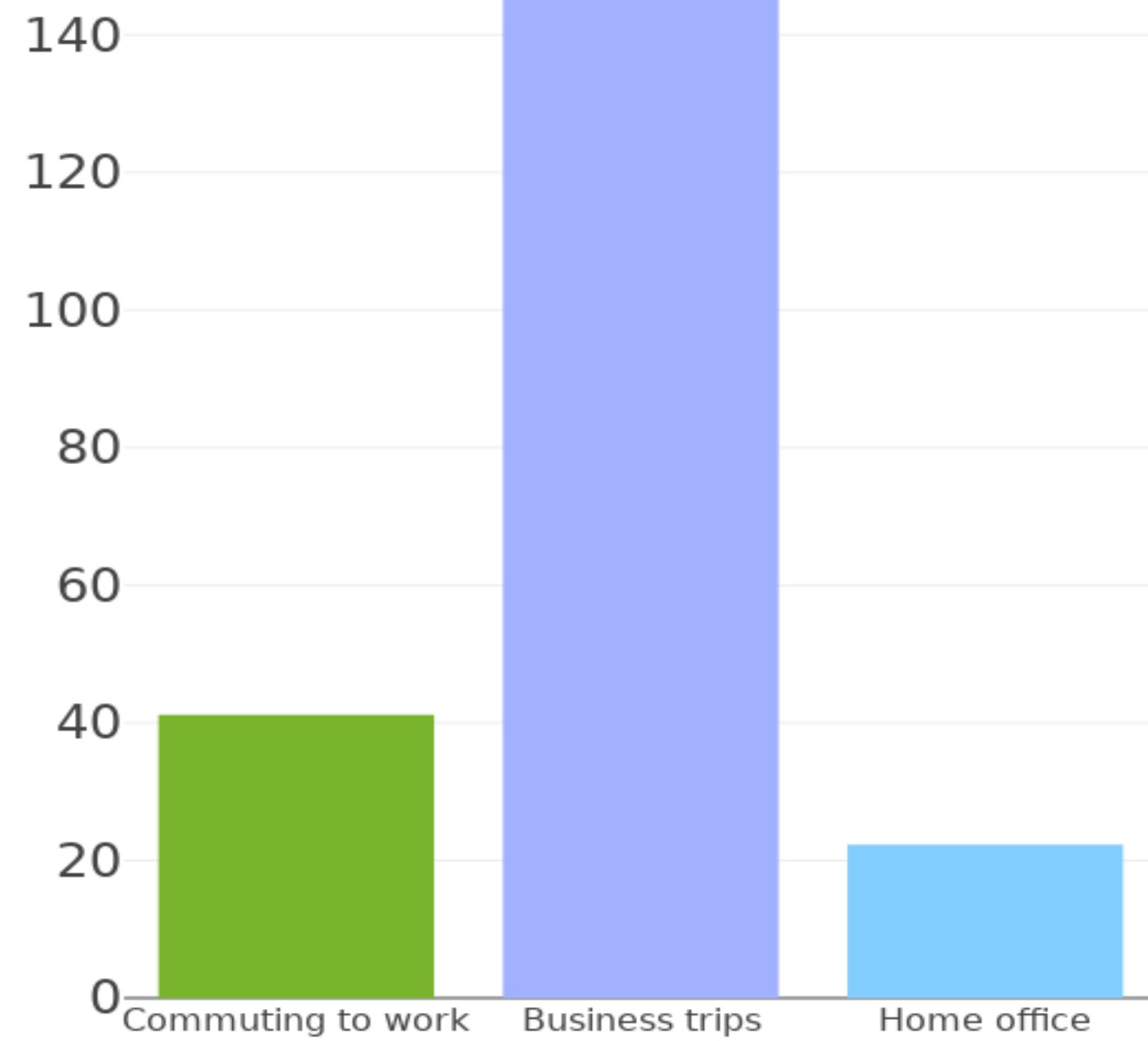
Scope 3 includes greenhouse gas emissions generated by commuting and business trips



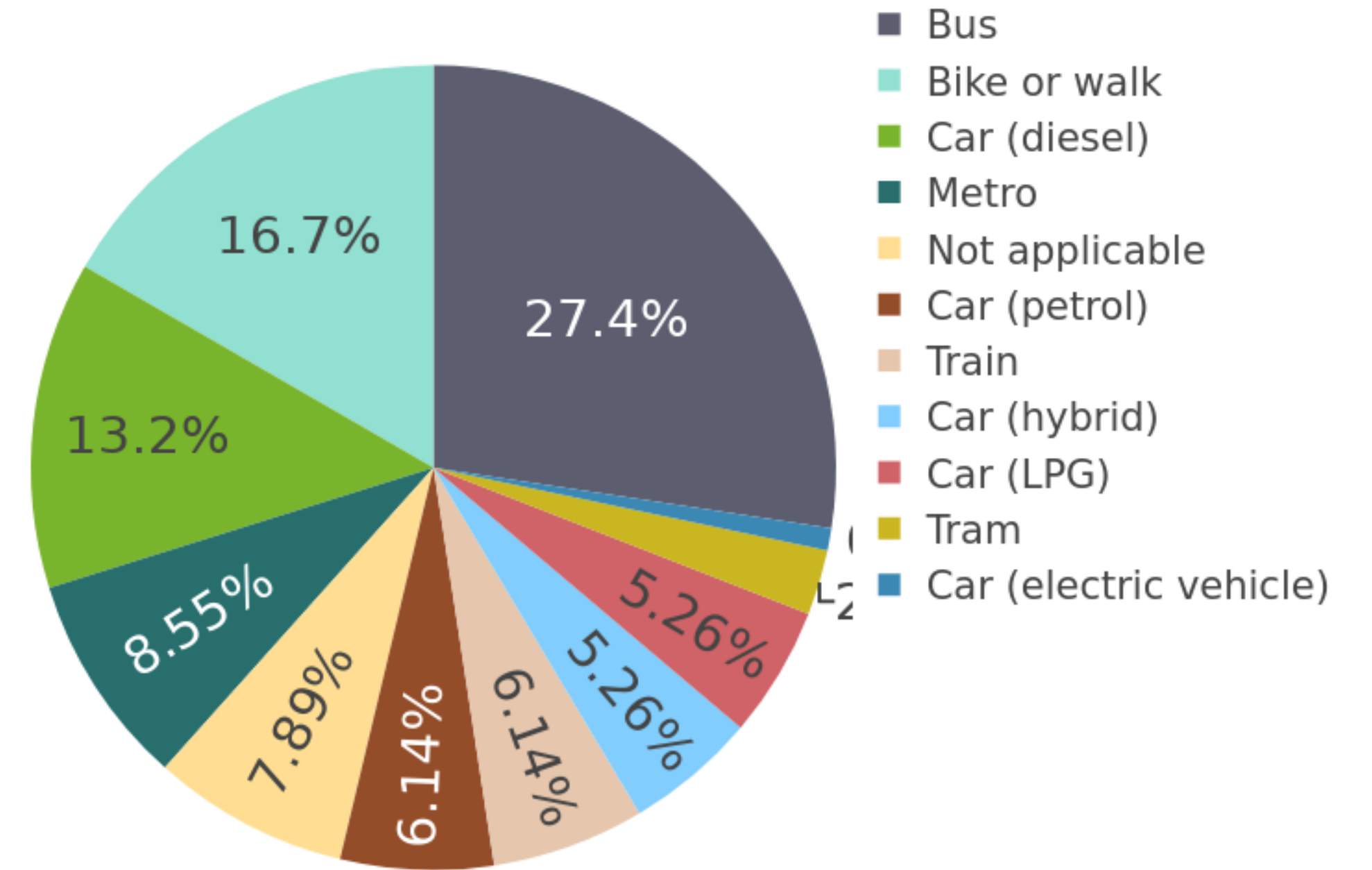
16%

Percentage of employees who completed the form

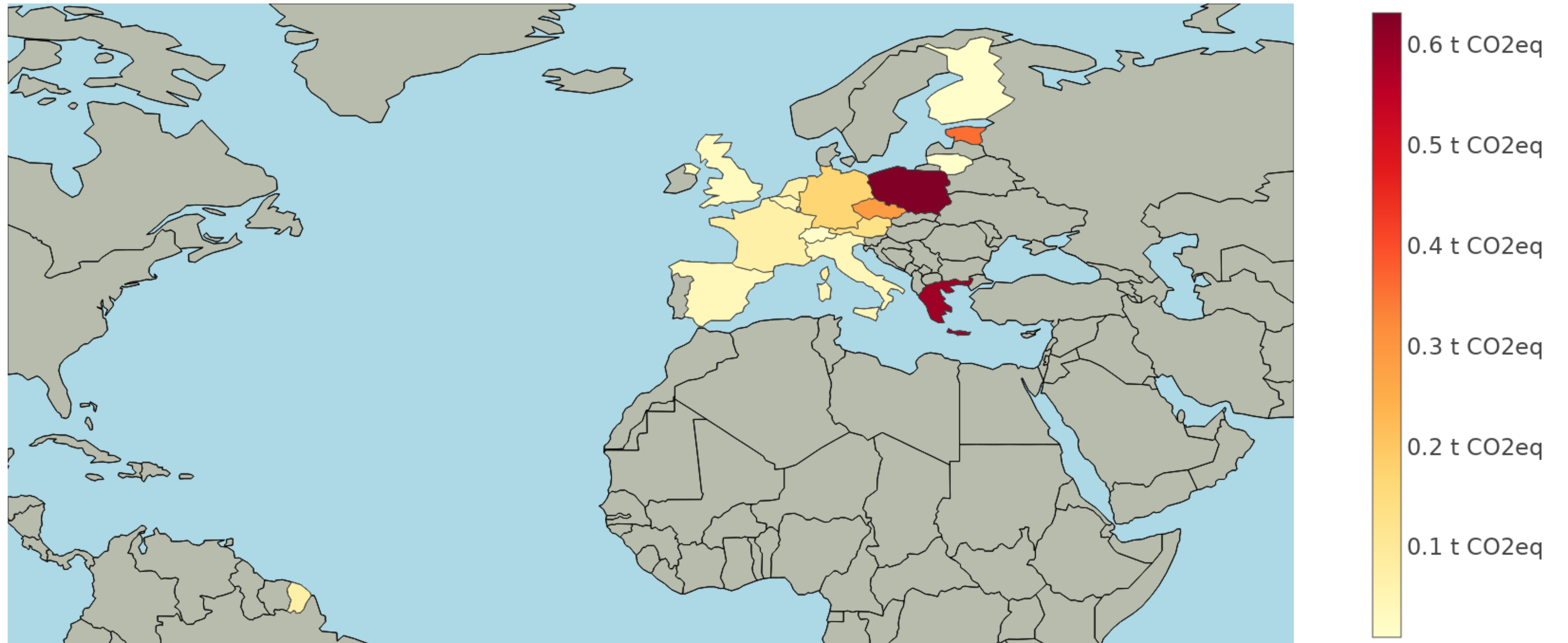
Employee emissions [t CO2eq]



Employees' means of transport [%]



Emissions from hotel stays



Emissions from hotel stays

COUNTRY	EMISSION [t CO2 eq]
Austria	0.132
Belgium	0.049
Czechia	0.287
Estonia	0.359
Finland	0.013
France	0.074
Germany	0.172
Greece	0.594
Italy	0.043
Lithuania	0.010
Netherlands	0.074
Poland	0.631

Emissions from hotel stays

COUNTRY	EMISSION [t CO2 eq]
Spain	0.042
Switzerland	0.013
United Kingdom	0.031

A misty forest landscape with tall evergreen trees and a soft, hazy background. The text is overlaid in white, bold font.

Leverage the value of your company and develop a strategy towards sustainable future with the all-in-one solution.

Our Mission

Reduce Carbon Footprint

Envirly's mission is to empower companies to reduce their carbon footprint through digital transformation. Envirly's innovative approach is based on 3 fundamentals: smart data analytics, establishing company's "Emission twin", facilitating processes optimisation to reduce the level of CO2 emissions. Intelligent data aggregation to calculate regulatory compliant emission scopes allowing to input different data types in line with needs of the company. Emission twin and dashboards to detect "hot spots" - processes that contribute to the highest CO2 emissions. AI-based smart recommendations to reduce the level of emissions.



Methodology

The Envirly platform supports data collection, emission calculations, and the setting and tracking of greenhouse gas reduction targets, in accordance with the international **GHG Protocol** standards.

Calculations are compliant with GHG Protocol and **ISO 14064-1**



Emission Data Sources

An emissions factor refers to specific numerical values that quantify the amount of greenhouse gases (GHGs) emitted into the atmosphere due to a particular activity or process. Envirly, as an advanced carbon footprint management platform, uses high-quality sources that include both paid and free carbon factor databases. These sources are regularly updated, ensuring users have access to the latest and most accurate greenhouse gas emissions data.

Envirly's team of experts actively monitors changes in emissivity data, providing ongoing updates so that users can be confident that their calculations align with the latest standards.

Detailed information on these emissions factors can be found by clicking the [link](#) granting access to comprehensive and reliable data to analyse and optimise their carbon footprint.

[See current data sources](#)



envirly

Contact us

+48 881 197 622 (PL)

+1 766 608 08 85 (US)

contact@envirly.com

www.envirly.com

<https://www.linkedin.com/company/envirly/>

Envirly Team